

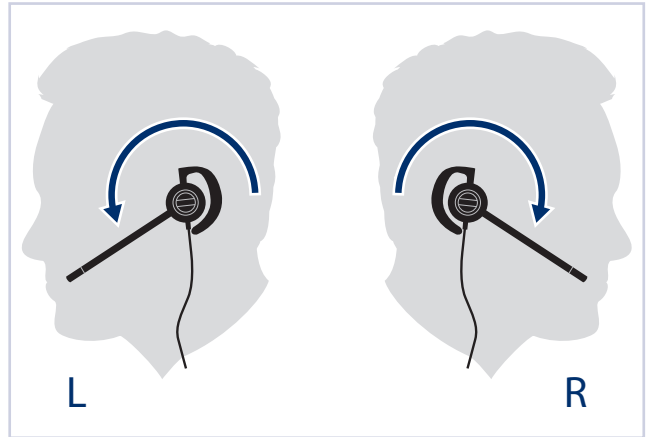
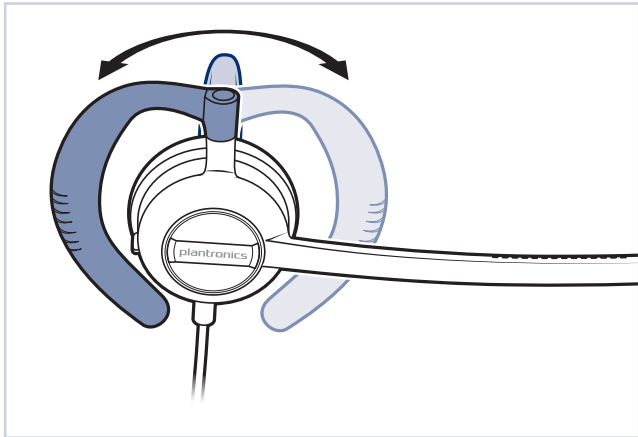
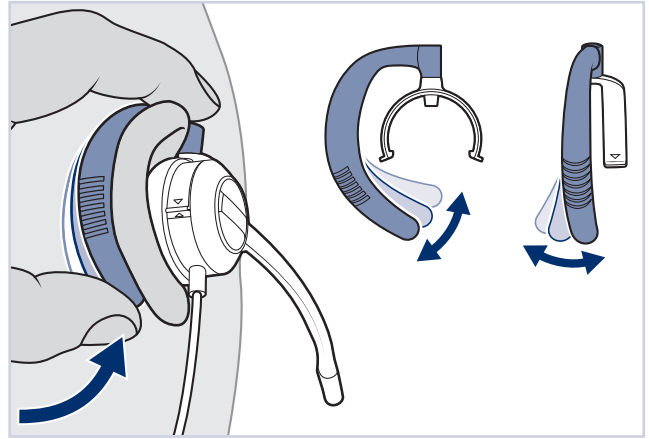
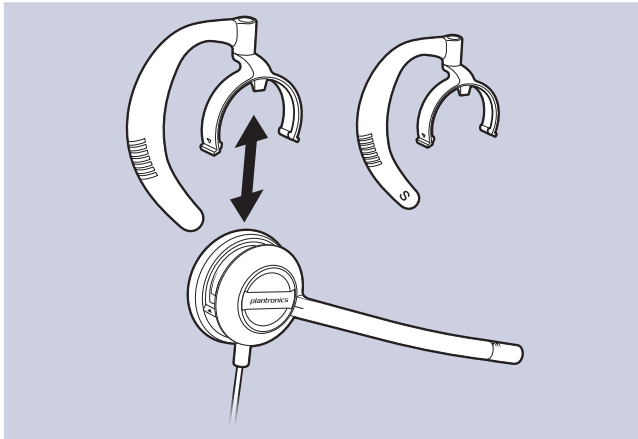
EncorePro

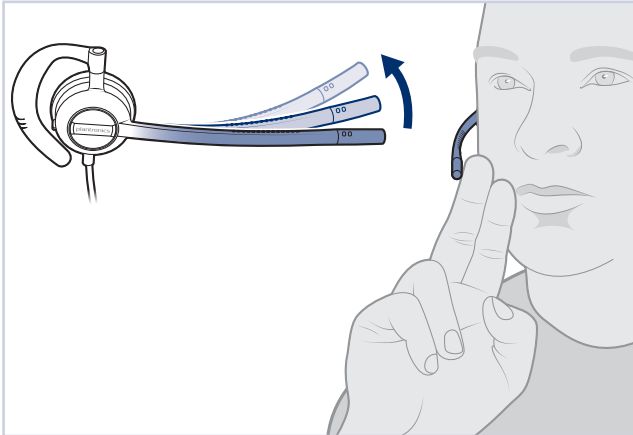
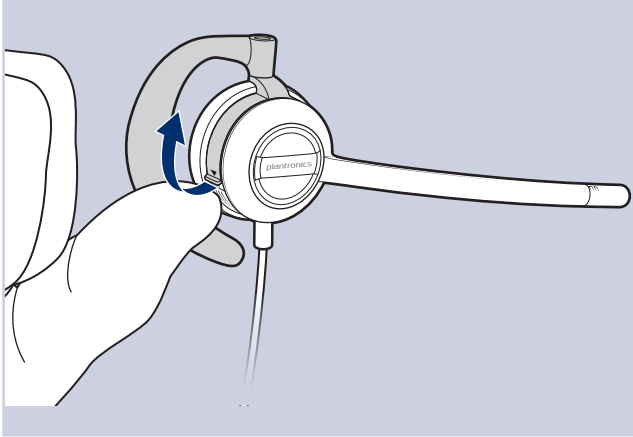
HW530

Designed in Santa Cruz, California

QUICK START GUIDE

plantronics®





en

Safety Instructions

Please read the following safety instructions before using your Plantronics headset and accessories. Keep these instructions for future reference. These basic safety precautions and warnings should be followed to reduce the risk of fire, electric shock, injury to persons and damage to property.

⚠ WARNINGS

- Only use Plantronics accessories designed for this product.
- **CHILDREN.** Never allow children to play with the product—small parts may be a choking hazard; cords may cause strangulation.
- Do not insert anything into the product because this may cause damage to the internal components or cause injury to you.
- Avoid contact with liquids.
- Discontinue use and contact Plantronics if the product overheats, has been damaged or has a damaged cord or plug.
- If you experience a skin irritation after using this product, discontinue use and contact Plantronics.
- Exposure to high volume sound levels may damage your hearing. Although there is no single volume setting that is appropriate for everyone, you should always use your headset or headphones with the volume set at moderate levels and avoid prolonged exposure to high volume sound levels. The louder the volume, the less time is required before your hearing could be affected. You may experience different sound levels when using your headset or headphones with different devices. The device you use and its settings affect the level of sound you hear. If you experience hearing discomfort, you should stop listening to the device through your headset or headphones. To protect your hearing, some hearing experts suggest that you:

1. Set the volume control in a low position before putting the headset or headphones on your ears.
2. Limit the amount of time you use headsets or headphones at high volume.
3. Avoid turning up the volume to block out noisy surroundings.
4. Turn the volume down if the sound from the headset or headphones prevents you from hearing people speaking near you. See plantronics.com/healthandsafety for more information on headsets and hearing.

es

Instrucciones de seguridad

Lea las siguientes instrucciones de seguridad antes de usar su auricular Plantronics y los accesorios. Conserve estas instrucciones para usarlas como referencia en el futuro. Siga estas advertencias y precauciones de seguridad para reducir el riesgo de incendio, descarga eléctrica, lesiones personales y daños a la propiedad.

⚠ ADVERTENCIAS

- Use únicamente accesorios Plantronics diseñados para este producto.
- **NIÑOS.** No deje nunca que los niños jueguen con el producto; contiene piezas pequeñas que

podrían producir asfixia; también existe riesgo de estrangulamiento con el cable.

- No inserte nada en el producto, ya que eso podría dañar algún componente interno u ocasionarle lesiones personales.
 - Evite que el producto entre en contacto con líquidos.
 - Si el producto se calienta excesivamente, si se estropea, o si el cable o el enchufe están dañados, deje de utilizar el producto y póngase en contacto con Plantronics.
 - Si sufre irritación en la piel después de utilizar este producto, interrumpa su uso y póngase en contacto con Plantronics.
 - La exposición a niveles altos de volumen puede producir daños en el oído. Aunque no existe un solo ajuste de volumen apropiado para todo el mundo, utilice siempre sus auriculares con un nivel de volumen moderado y evite la exposición prolongada a un volumen alto. Mientras más alto sea el volumen, menos tiempo se necesita para que su oído resulte afectado. Puede probar a variar el nivel de sonido cuando use auriculares con diferentes dispositivos. El dispositivo que utilice y su configuración afectarán al nivel de sonido que escucha. Si siente molestias, debe dejar de escuchar el dispositivo a través de los auriculares. Para proteger su oído, algunos expertos recomiendan:
1. Ajuste el control de volumen en una posición baja antes de colocarse la diadema o el auricular sobre el oído.
 2. Limitar el tiempo de uso de los auriculares a un volumen elevado.
 3. Evitar subir el volumen para contrarrestar el ruido del ambiente.
 4. Bajar el volumen si el sonido de los auriculares le impide oír a las personas que hablan cerca de usted. Visite plantronics.com/healthandsafety para obtener más información acerca de los auriculares y la audición.

fr

Renseignements sur la sécurité

Lisez les renseignements ci-après sur la sécurité avant d'utiliser votre micro-casque Bluetooth. Conservez ces instructions pour usage ultérieur. Lorsque vous utilisez ce produit, vous devez prendre certaines précautions de base pour réduire le risque d'incendie, de choc électrique, de blessure et pour éviter tout dommage matériel.

⚠ AVERTISSEMENTS

- Utilisez uniquement les accessoires Plantronics conçus pour ce produit.
- ENFANTS. Ne laissez pas les enfants jouer avec le micro-casque ou l'adaptateur; ils risqueraient de s'étouffer avec les petites pièces.
- N'insérez rien dans le produit, cela pourrait en effet endommager les composants internes ou vous blesser.
- Évitez tout contact avec des liquides.
- Cessez d'utiliser le produit et communiquez avec Plantronics si le produit ou le câble d'alimentation surchauffe ou est endommagé.
- En cas d'irritation de la peau, cessez d'utiliser ce produit et contactez Plantronics.
- Une exposition à un volume sonore élevé peut endommager votre audition. Même si aucun paramètre relatif au volume n'est approprié pour tous, vous devez toujours utiliser votre micro-casque ou votre casque à un niveau d'écoute modéré et éviter d'être exposé à de forts niveaux

sonores. Plus le volume est élevé, plus vous risquez d'endommager rapidement votre audition. Le volume du micro-casque ou du casque d'écoute peut varier en fonction de l'appareil avec lequel il est utilisé. L'appareil que vous utilisez ainsi que ses paramètres modifient le volume. Si vous ressentez une gêne auditive, les spécialistes recommandent Pour protéger votre audition, des experts en matière d'audition recommandent de :

1. Réglez le volume à bas niveau avant de placer le micro casque sur vos oreilles.
2. Limiter le temps passé à utiliser le micro-casque ou le casque à un volume élevé.
3. Éviter d'augmenter le volume pour s'isoler des bruits qui vous entourent.
4. Baisser le volume si le son provenant du micro-casque ou du casque vous empêche d'entendre les personnes qui parlent autour de vous. Pour en savoir davantage sur les micro-casques et l'audition, consultez le site plantronics.com/healthandsafety.

ja

安全に関する注意事項

Plantronicsのヘッドセットとアクセサリをお使いになる前に、次の注意事項をお読みください。また、この注意事項は、大切に保管してください。火災、感電、けが、所有物の破損を防ぐため、ここに記載されている安全上の注意事項に従ってください。

⚠ 警告

- この製品対応のPlantronicsの純正アクセサリのみを使用してください。
 - お子様に関する注意事項：本製品は、お子様の手に触れないようにしてください。小さい部品がのどに詰まったり、コードが首に絡まって窒息する恐れがあります。
 - 本製品に物を挿入しないでください。内部の部品が破損したり、けがをする恐れがあります。
 - 本製品を液体と接触させないよう注意してください。
 - 本製品が加熱したり、本体、コード、またはプラグが破損した場合は、使用を中止し、Plantronicsにご連絡してください。
 - この製品を使用後に皮膚がかぶれた場合は、使用を中止し、Plantronicsにご連絡ください。
 - 大音量で使用すると、聴力障害が発生する可能性があります。ユーザーによって適する音量は異なりますが、ヘッドセットやヘッドフォンは常に中程度の音量に設定し、大音量で長時間使用しないようにしてください。音量が大きいくらい、聴力に影響を受けるまでの時間が短くなります。同じヘッドセットやヘッドフォンを使用する場合でも、デバイスによって音量が異なることがあります。使用するデバイスとそのデバイスでの設定が、イヤーズで得られる音量に影響します。聞いていて不快と感じたときは、そのデバイスでのヘッドセットまたはヘッドフォンの使用を中止してください。聴覚の専門家は、聴力を保護するために次のことを実践することを勧めています。
1. ヘッドセットまたはヘッドフォンを耳に装着する前に、音量を低レベルに下げる。
 2. ヘッドセットまたはヘッドフォンを大音量で使う時間を制限する。
 3. 周囲の騒音を遮断する目的で音量を上げない。
 4. 近くにいる人の声が聞こえない場合は、ヘッドセットまたはヘッドフォンの音量を下げる。ヘッドセットと聴力に関する情報については、plantronics.com/healthandsafetyを参照してください。

ko

안전 지침

Plantronics 헤드셋과 액세서리를 사용하기 전에 다음 안전 지침을 자세히 읽어보십시오. 나중에 참조할 수 있도록 이 지침을 보관해 두시기 바랍니다. 화재, 감전, 상해 및 재산상 손실의 위험을 줄이기 위해 이러한 기본적인 안전 수칙과 경고를 따르십시오.

⚠ 경고

- 이 제품과 함께 사용하도록 설계된 Plantronics 액세서리만 사용하십시오.
 - 어린이, 어린이가 제품을 가지고 놀지 않도록 하십시오. 작은 부품을 삼키거나 코드에 목이 감겨 질식 사고가 발생할 수 있습니다.
 - 내부 부품이 손상되거나 사용자에게 위험할 수 있으므로 이물질은 제품에 넣지 마십시오.
 - 액체가 접촉하지 않도록 하십시오.
 - 제품이 과열되거나, 손상되거나, 코드나 플러그가 손상된 경우 사용을 중지하고 Plantronics에 문의하십시오.
 - 이 제품을 사용한 후 피부 자극이 발생하면 사용을 중지하고 Plantronics에 문의하십시오.
 - 높은 볼륨의 사운드는 청력을 손상시킬 수 있습니다. 모든 사용자에게 적합한 하나의 볼륨 설정은 없으므로 항상 헤드셋 또는 헤드폰의 볼륨 설정이 적절한 수준인지 확인하고 높은 볼륨에 장시간 노출되지 않도록 하십시오. 볼륨이 클수록 단시간에도 청력에 영향을 미칠 수 있습니다. 헤드셋 또는 헤드폰을 다른 장치와 사용할 경우 설정과 상관없이 사운드 볼륨이 달라질 수 있습니다. 사용하는 장치와 그 설정이 듣는 사운드 수준에 영향을 줍니다. 청력에 불편함을 느끼는 경우 헤드셋 또는 헤드폰을 통해 장치를 듣는 것을 중단해 주십시오. 청력 전문가는 청력 보호를 위해 다음과 같은 사항을 권장합니다.
1. 헤드셋 또는 헤드폰을 착용하기 전에 볼륨 조절을 낮게 설정합니다.
 2. 높은 볼륨으로 헤드셋 또는 헤드폰을 듣는 시간을 제한합니다.
 3. 주위 소음이 안 들릴 정도로 볼륨을 높이지 마십시오.
 4. 주위 사람의 말소리가 들릴 정도로 헤드셋 또는 헤드폰의 볼륨을 낮추십시오. 헤드셋 및 청력에 대한 자세한 내용은 plantronics.com/healthandsafety를 참조하십시오.

pt

Instruções de Segurança

Leia as informações de segurança a seguir antes de usar o seu headset Bluetooth® e os acessórios. Guarde essas instruções para referência futura. Siga essas medidas básicas de precaução para reduzir o risco de incêndio, choque, ferimentos e danos patrimoniais.

⚠ AVISOS

- Use apenas os acessórios Plantronics feitos exclusivamente para o produto.
- CRIANÇAS. Nunca permita que as crianças brinquem com o produto—pequenas partes podem ser prejudiciais e os fios podem causar estrangulamento.
- Não insira nada dentro do produto, pois isso pode causar danos aos componentes internos ou provocar ferimentos em você.
- Evite o contato do produto com substâncias líquidas.

- Caso o produto aqueça mais do que o normal ou tenha um fio ou plug danificado, descontinue seu uso e entre em contato com a Plantronics.
 - Se sofrer irritação cutânea após utilizar este produto, interrompa a utilização e contacte a Plantronics.
 - A exposição a níveis de som de alto volume pode prejudicar a audição. Embora não haja uma única configuração de volume apropriada para todas as pessoas, é recomendável usar sempre o headset ou os fones de ouvido com o volume ajustado em níveis moderados e evitar uma longa exposição a níveis de som de alto volume. Quanto mais alto o volume, menos tempo será necessário para afetar sua audição. Você poderá perceber diferentes níveis de som ao usar o headset ou os fones de ouvido com dispositivos distintos. O dispositivo usado e suas configurações afetam o nível de som ouvido. Se sentir alguma dificuldade de audição, interrompa o uso do headset ou dos fones de ouvido com o dispositivo. Para proteger sua audição, alguns especialistas sugerem o seguinte:
1. Defina o controle de volume em baixa frequência antes de ligar o headset ou os headphones em seus ouvidos.
 2. Limite o tempo de uso de headsets ou de fones de ouvido em alto volume.
 3. Evite aumentar o volume para bloquear ambientes barulhentos.
 4. Diminua o volume se o som do headset ou dos fones de ouvido impedir que você ouça as pessoas que estão próximas. Visite plantronics.com/healthandsafety para obter mais informações sobre headsets e assuntos de audição.

cn

安全说明

在使用您的 Plantronics 耳机和附件之前，请阅读以下安全说明。请保留这些说明以供将来参考。应遵循这些基本的安全预防和警告，以降低起火、触电和人身伤害以及财产损失的危险。

⚠ 警告

- 仅使用针对此产品设计的 Plantronics 附件。
 - 儿童。切勿让儿童玩耍本产品 - 细小部件可能会造成窒息危险，线缆则可能会有绞伤危险。
 - 不要将任何物品插入产品内，因为这些可能会对内部组件造成损害并给您带来伤害。
 - 避免接触到液体。
 - 如果产品过热、受损或出现线芯或插头损坏，请停止使用并与 Plantronics 联系。
 - 如果使用本产品后皮肤会受刺激，请停止使用并与 Plantronics 联系。
 - 在较大音量下长时间使用耳机可能会导致听力受损。虽然没有一种音量设置适用于所有人，但您在使用耳机时务必将音量设置在一个适度的级别，并避免在较大音量下长时间使用耳机。音量越大，您的听力受损也就越快。在将耳机与不同的设备配合使用时，您可能需要使用不同的音量级别才能体验到不同的效果。所用的设备及其设置会影响您听到的音量。如果您感觉听着不舒服，您应停止通过耳机收听设备音频。为保护您的听力，有些听力专家建议：
1. 在将耳机戴在耳朵上之前，请先将音量控制设在较低的位置。

2. 限制在较大音量下使用耳机的时间。
3. 不要通过调大音量来阻挡嘈杂的环境。
4. 如果耳机发出的声音使您听不到周围人的谈话，请调小音量。有关耳机和听力的详情，请访问 plantronics.com/healthandsafety。

tw

安全說明

在您使用 Plantronics 耳機和配件前，請先閱讀下列安全說明。請妥善保存這些說明以供日後參考。請務必遵守這些基本安全預防措施與警告，以降低發生火災、觸電、人身傷害及財物損害的風險。

⚠ 警告

- 請僅使用專為本產品而設計的 Plantronics 配件。
- 孩童。請勿讓孩童將這項產品當成玩具，有些小零件可能會導致孩童窒息，纜線有可能會纏住脖子。
- 請勿將任何物品插入產品內，因為這樣可能對內部零件或您造成傷害。
- 避免與液體接觸。
- 若產品過熱、受損或者電線或插頭受損，請停止使用本產品並連絡 Plantronics。
- 如果您使用本產品後發生皮膚過敏情形，請停止使用產品並聯絡 Plantronics。
- 曝露在高音量下可能損害聽力。儘管沒有一種特定音量設定適用於所有人，然而使用耳機或電話時，您務必將音量保持適中並避免長時間曝露在高音量下。音量越高，影響聽力的時間越短。您可能發現，使用的裝置不同，您耳機或電話的音量也不同。您使用的裝置與設定會影響您所聽到的音量。若有任何聽覺不適，請停止使用耳機或電話收聽該裝置。以下是聽力專家對於保護聽力的建議：

1. 請先將耳機音量調小，再將耳機放到耳朵上。
2. 儘量減少高音量使用耳機或電話
3. 在吵雜環境下，避免調高音量來阻隔噪音。
4. 若耳機或電話中的音量高到您無法聽見身邊他人說話，請降低音量。如需更多有關耳機與聽力的資訊，請造訪 plantronics.com/healthandsafety

FCC REGISTRATION INFORMATION — Part 68

FCC Information

This equipment complies with Part 68 of the FCC rules and the requirements adopted by the ACTA. On the [insert location of the label] of this equipment is a label that contains, among other information, a product identifier in the format US:AAAEQ##TXXXX. If requested, this number must be provided to the telephone company.

A plug and jack used to connect this equipment to the premises wiring and telephone network must comply with the applicable FCC Part 68 rules and requirements adopted by the ACTA. A compliant telephone cord and modular plug is provided with this product. It is designed to be connected to a compatible modular jack that is also compliant. See installation instructions for details.

The REN is used to determine the number of devices that may be connected to a telephone line. Excessive RENs on a telephone line may result in the devices not ringing in response to an incoming call. In most but not all areas, the sum of RENs should not exceed five (5.0). To be certain of the number of devices that may be connected to a line, as determined by the total RENs, contact the local telephone company. For products approved after July 23, 2001, the REN for this product is part of the product identifier that has the format US: AA AEQ##TXXXX. The digits represented by ## are the REN without the decimal point (e.g., 03 is an REN of 0.3). For earlier products, the REN is separately shown on the label.

If this equipment causes harm to the telephone network, the telephone company will notify you in advance that temporary discontinuance of service may be required. But if advance notice isn't practical, the telephone company will notify the customer as soon as possible. Also, you will be advised of your right to file a complaint with the FCC if you believe it is necessary

The telephone company may make changes in its facilities, equipment, operations or procedures that could affect the operation of the equipment. If this happens the telephone company will provide advance notice in order for you to make the necessary modifications to maintain uninterrupted service.

If trouble is experienced with this equipment, for repair or warranty information, please contact (800) 752-6876. If the equipment is causing harm to the telephone network, the telephone company may request that you disconnect the equipment until the problem is resolved.

This equipment does not contain any user serviceable components.

Connection to party line service is subject to state tariffs. Contact the state public utility commissions, public service commission or corporations commission for information.

If your home has specially wired alarm equipment connected to the telephone line, ensure the installation of this equipment does not disable your alarm equipment. If you have questions about what will disable alarm equipment, consult your telephone company or a qualified installer.

Industry Canada

This product meets the applicable Industry Canada technical specifications/Le présent matériel est conforme aux spécifications techniques applicables d'Industrie Canada.

Limited Warranty and Arbitration Agreement

EN

Plantronics offers a two-year limited warranty on this product. In some countries you must register your product to receive warranty services. Please be aware that you may have other rights depending on the laws of the state or country where the product was purchased. We strongly advise you to keep your receipt of purchase in order to prove the date of purchase of this product. To register your product and for warranty terms and conditions, visit our web site at plantronics.com/support.

AU/NZ

This warranty covers defects in materials and workmanship of products manufactured, sold or certified by Plantronics which were purchased and used in Australia or New Zealand. The warranty lasts for two (2) years from the date of purchase of the products. This warranty extends to you if you are the end-user purchaser with the original purchase receipt. The benefits provided under this Limited Warranty are in addition to other rights and remedies provided under Australian and New Zealand law.

Our products come with guarantees that cannot be excluded under the Australian Consumer Law. You are entitled to a replacement or refund for a major failure and for compensation for any other reasonably foreseeable loss or damage. You are also entitled to have the products repaired or replaced if the products fail to be of acceptable quality and the failure does not amount to a major failure.

During the Limited Warranty period Plantronics will repair or replace, at its option, products that manifest defects in materials or workmanship, if you provide notice to Plantronics and return the product to Plantronics in the manner described below.

To request warranty service within Australia and New Zealand, log in to the Plantronics website using the following link: plantronics.com/warranty.

You will be responsible for shipping charges, insurance, and other transportation-related expenses incurred in returning products to Plantronics. To obtain warranty service for products purchased in Australia, you will need to return the product, freight pre-paid, to Plantronics at the following address:

Agility Logistics, 28-32 Sky Road, Melbourne Airport, Victoria 3045
Phone 1-800-793-150

If you return out-of-warranty products or products under warranty that are determined not to conform to this warranty, you will be responsible for all return-shipping and other transportation-related expenses.

Please visit plantronics.com/warranty or contact your dealer or our service center for the full details of our Limited Warranty, including items not covered by this Limited Warranty.

You may contact Plantronics at the following postal address or via the toll free numbers provided here:

Plantronics Pty. Ltd., 712 Mt. Alexander Rd. Moonee Ponds, VIC 3039, Australia

Within Australia call (toll free) 1-800-793-150

Within New Zealand call (toll free) 00-800-5444-6600

ES

Plantronics ofrece una garantía limitada de dos años para este producto. En algunos países deberá registrar su producto para recibir los servicios de garantía. Tenga en cuenta que puede disfrutar de otros derechos en función de las leyes del estado y país donde adquirió el producto. Es altamente recomendable que conserve el recibo de compra para comprobar la fecha de compra de este producto. Para registrar su producto y conocer los términos y condiciones de la garantía, visite nuestro sitio web.plantronics.com/support.

FR

Plantronics offre une garantie limitée de deux ans sur ce produit. Dans certains pays, vous devez enregistrer votre produit pour bénéficier des services de garantie. Toutefois, vous pouvez également jouir d'autres droits, lesquels peuvent varier en fonction des lois en vigueur dans l'Etat et le pays dans lequel vous avez effectué votre achat. Nous vous conseillons de conserver votre reçu afin de prouver la date d'achat de ce produit. Pour enregistrer votre produit et consulter les conditions générales de garantie de Plantronics, rendez-vous notre site Web.plantronics.com/support.

JA

Plantronicsによる本製品についての保証は、2年間の限定的なものとなります。国によっては、保証サービスを受けるために製品のご登録が必要な場合があります。製品をご購入いただいた地域や国の法律により、その他の権利が異なる場合があることをご了承ください。本製品の購入日を証明できる領収書を保管することをお勧めします。製品のご登録、保証の条件と条項については、弊社Webサイト (plantronics.com/support) をご覧ください。

KO

Plantronics는 이 제품에 대해 2년 간의 제한 보증을 제공합니다. 일부 국가에서는 제품을 등록해야만 보증 서비스를 받을 수 있습니다. 사용자는 제품을 구매한 국가 또는 주의 법률에 따라 각각 다른 권한을 가질 수 있습니다. 이 제품의 구매 일자를 확인할 수 있도록 영수증을 보관해 두실 것을 강력히 권장합니다. 제품을 등록하거나 보증 조항 및 약관을 확인하려면 당사 웹 사이트 plantronics.com/support를 방문하십시오.

PT

A Plantronics oferece uma garantia limitada de dois anos para este produto. Em alguns países, deve registrar o seu produto para receber serviços de garantia. Note que poderá ter outros direitos dependendo da legislação em vigor no estado ou país onde o produto foi adquirido. Aconselha-mo-lo a guardar o talão de compra, comprovativo da data de aquisição deste produto. Para registar o seu produto e consultar os termos e condições da garantia, visite o nosso site em plantronics.com/support.

ZH-CN

Plantronics 为此款产品提供两年有限保修。在某些国家/地区，您必须注册您的产品以享受保修服务。请注意，根据您购买产品的州和国家/地区的法律，您可能享有其他权利。我们强烈建议您收好购买发票，以便出示购买此产品的日期。要注册您的产品并了解保修条款和条件，请访问我们的网站：plantronics.com/support。

ZH-TW

Plantronics 提供本產品兩年有限保固。在某些國家/地區，您必須註冊產品才能獲得保固服務。請注意，根據購買產品之州/省和國家/地區法律的不同，您亦可能擁有其他權利。我們強烈建議您保留購買收據以證明購買本產品的日期。如需註冊產品和瞭解保固條款與條件，請造訪我們的網站：plantronics.com/support。

en

Arbitration agreement

Most disputes and claims related to this product, including your use of this product, are subject to the Plantronics, Inc. Arbitration Agreement ("Arbitration Terms"). Disputes or claims arising or brought in any country of Europe or Africa are not subject to this Arbitration Agreement. The Arbitration Terms along with FAQs related to the arbitration process can be found at plantronics.com/us/terms/arbitration-forms/, or can be requested in writing submitted either to: (i) general.counsel@plantronics.com or (ii) Plantronics, Inc., 345 Encinal Street, Santa Cruz, CA 95060, United States of America, Attention: General Counsel.

es

Acuerdo de arbitraje

La mayor parte de las disputas y reclamaciones relacionadas con el producto, incluido el uso que usted haga del mismo, se someterán al Acuerdo de arbitraje de Plantronics, Inc. (en adelante, "condiciones de arbitraje"). Las disputas y reclamaciones que se produzcan en cualquier país de Europa o África no están sujetas a este Acuerdo de arbitraje. Las condiciones de arbitraje, junto con las preguntas más frecuentes relativas al proceso de arbitraje, pueden encontrarse en plantronics.com/us/terms/arbitration-forms/ o solicitarse por escrito escribiendo a (i) general.counsel@plantronics.com o (ii) Plantronics, Inc., 345 Encinal Street, Santa Cruz, CA 95060, United States of America, Attention: General Counsel.

fr

Clause compromissoire

La plupart des réclamations et des litiges associés à ce produit, notamment votre utilisation de ce produit, sont soumis à la convention d'arbitrage de Plantronics, Inc. (« Conditions d'arbitrage »). Les litiges et réclamations subis ou engagés en Europe ou en Afrique ne sont pas soumis à cette clause compromissoire. Vous pouvez consulter les Conditions d'arbitrage et les questions fréquemment posées sur le processus d'arbitrage à l'adresse plantronics.com/us/terms/arbitration-forms/ ou demander une copie papier (i) par e-mail : general.counsel@plantronics.com ou (ii) par courrier : Plantronics, Inc., 345 Encinal Street, Santa Cruz, CA 95060, Etats-Unis, à l'attention du Conseil général.

ja

仲裁契約

本製品の使用を含む、本製品に関連するほとんどの争議および要求は、Plantronics, Inc. Arbitration Agreement (仲裁契約) (「Arbitration Terms (仲裁条件)」) の対象となります。ヨーロッパまたはアフリカ諸国で発生した争議または要求については、本仲裁契約の対象外となります。Arbitration Terms (仲裁条件) および仲裁プロセスに関するよくある質問は、plantronics.com/us/terms/arbitration-forms/ でご確認いただけます。または、(i) 電子メール (general.counsel@plantronics.com)、(ii) 書面 (宛先: Plantronics, Inc., 345 Encinal Street, Santa Cruz, CA 95060, United States of America, Attention: General Counsel) のいずれかでご請求いただけます。

cn

仲裁协定

大部分與本產品有關的爭議和聲明 (包括產品使用) 需遵守 Plantronics, Inc. 仲裁合約 (以下稱「仲裁條款」)。在任何歐洲或非洲國家/地區所引發或產生之爭議或聲明, 不在本仲裁合約的限制之內。如需仲裁條款與有關仲裁程序的 FAQ (常見問題集), 請造訪: plantronics.com/us/terms/arbitration-forms/, 或以下列書面方式要求這些資料: (i) 寄送電子郵件到 general.counsel@plantronics.com 或 (ii) 寄信到「Plantronics, Inc., 345 Encinal Street, Santa Cruz, CA 95060, United States of America」, 收件人「General Counsel」。

tw

仲裁合約

大部分與本產品有關的爭議和聲明 (包括產品使用) 需遵守 Plantronics, Inc. 仲裁合約 (以下稱「仲裁條款」)。在任何歐洲或非洲國家/地區所引發或產生之爭議或聲明, 不在本仲裁合約的限制之內。如需仲裁條款與有關仲裁程序的 FAQ (常見問題集), 請造訪: plantronics.com/us/terms/arbitration-forms/, 或以下列書面方式要求這些資料: (i) 寄送電子郵件到 general.counsel@plantronics.com 或 (ii) 寄信到「Plantronics, Inc., 345 Encinal Street, Santa Cruz, CA 95060, United States of America」, 收件人「General Counsel」。

NEED MORE HELP?

plantronics.com/support

Plantronics, Inc.

345 Encinal Street
Santa Cruz, CA 95060
United States

Plantronics BV

South Point Building C
Scorpius 140
2132 LR Hoofddorp
Netherlands



Recyclable where
facilities exist



©2014 Plantronics, Inc. EncorePro and Plantronics are trademarks of Plantronics, Inc. registered in the US and other countries, and HW530 is a trademark of Plantronics, Inc. Bluetooth trademarks are owned by Bluetooth SIG, Inc. and use by Plantronics, Inc. is under license. All other trademarks are the property of their respective owners.

Patents Pending
202170-01 (08.14)

The Plantronics logo, featuring a stylized blue wave above the word "plantronics" in a lowercase, sans-serif font, followed by a registered trademark symbol (®).