




CONFIGURABLE UV-C SANITIZING CABINET

The **AC-CLEAN** is designed to disinfect up to 99.99% of bacteria and viruses from Laptops, Tablets, Headphones, VR Headsets & more. Please review this guide before installing devices and to learn how to safely use your cabinet.



Front (open)

- ① Touch Screen Display
- ② Removable Service Panel
- ③ Door Key Set (When Shipped)
- ④ Power Inlet
- ⑤ UV-C Fixtures & Bulbs - G8T5 (qty 8)



Service Panel (open)

- ⑥ Electromagnetic Lock
- ⑦ IoT Wireless Module
- ⑧ Door Lock Sensor
- ⑨ Power Module
- ⑩ Power Cord (When Shipped)

EXTERIOR DIMENSIONS

Height:	19.7"
Width:	25"
Depth:	21.7"

INTERIOR DIMENSIONS

Height:	15.25"
Width:	16.25"
Depth:	20.375"

WEIGHT

Product Weight:	75 lbs.
Shipping Weight:	90 lbs.


Specifications subject to change without notice.



WARNING

THIS IS NOT A TOY. ALWAYS FOLLOW SAFETY PRECAUTIONS.

ONLY ADULTS should operate cabinet.




DO NOT allow children to hang or climb.



DO NOT block fan or vent openings.



DO NOT overextend power cord.



DO NOT place liquids on or near cabinet.



WARNING

WARNING: To guard against injury, basic safety precautions should be observed, including the following:



Caution: Read these operating instructions fully before use



Caution: Surfaces can become hot during use, including inside paneling of the cabinet and bulbs themselves.



Caution: UV Radiation Hazard. Protect eyes and skin from exposure to UV light.

Always observe the following safety precautions:

- Your model is equipped with a UV-protective viewing window. This window protects users from harmful UV rays that are generated inside of the unit. Do not attempt to defeat the safeguards on the unit.
- Do not touch bulbs or ballasts.
- Do not use this product around flammable or combustible materials.
- It is the user's responsibility not to use decontamination or cleaning agents that could cause a hazard due to reaction with the equipment or material contained in it.
- Do not alter the construction or design. Do not remove safety labels or devices.
- Do not use this equipment for anything other than its intended purpose.
- Used or broken bulbs should be disposed of in accordance with all applicable disposal laws.
- Do not position the equipment in a manner that makes it difficult to disconnect the power cord from the receptacle.

Cleaning VS Disinfecting

UV-C light will not penetrate dirt or grime therefore it is highly recommended that your device be physically cleaned periodically. Cleaning is NOT Disinfection and Disinfection is NOT cleaning.

This UV-C product is not approved and/or certified as a medical device.

Basic Operation..... 4

Determining Time..... 5

Fitting Devices..... 6

Bulb Life & Replacement..... 7

Troubleshooting..... 8

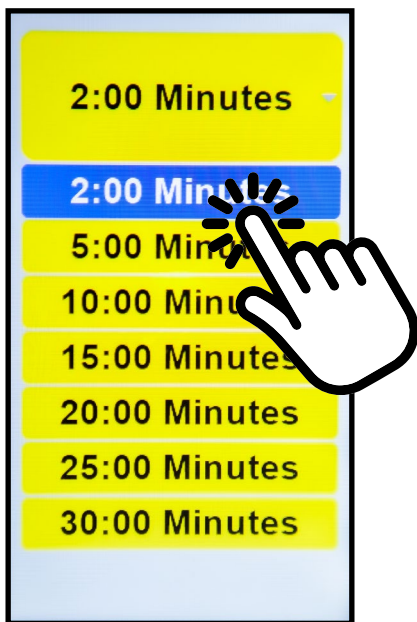
Warranty..... 9

Please familiarize yourself with the following functions before placing devices inside the cabinet.



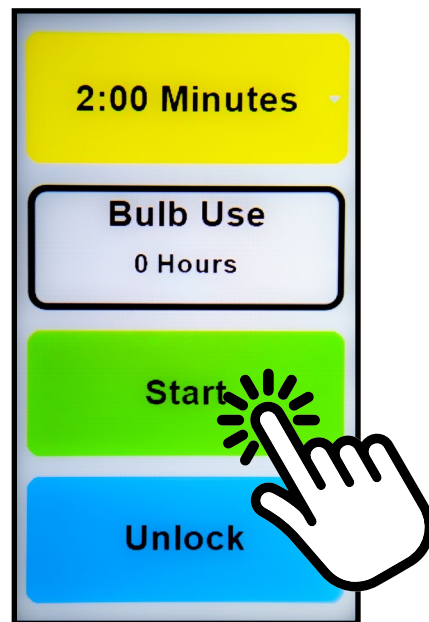
Disinfecting Time

- 1 Press the YELLOW "Minutes" Button



Choose Time

- 2 Select the amount of time from the drop down



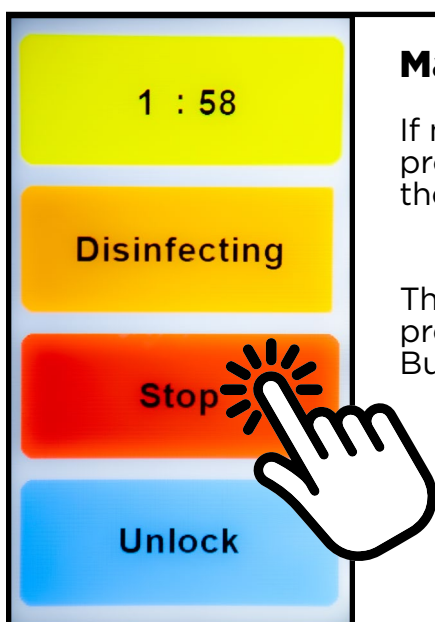
Start Disinfecting

- 3 Press the Green "Start" Button



Disinfecting Process

- 4 A 3-second countdown will alert you that the process has started



Manually Stop Disinfecting

If necessary, you can stop the process at any time by pressing the RED "Stop" Button

The door can then be Unlocked by pressing the BLUE "Unlock" Button.

The germicidal properties of the (8) 254 nm UV-C bulbs used in the **AC-CLEAN** are documented to provide up to 4-log (99.99%) disinfection with just 2 minutes of exposure time. Additional time settings may be used for other organisms not listed.

The following list is provided as a guide of which organisms become deactivated within 2 minutes:

Bacteria

Bacillus anthracis
 B. megatherium sp. (spores)
 B. megatherium sp. (veg.)
 B. paratyphosus
 B.suptilis
 B. suptilis spores
 Campylobacter jerjuni
 Clostridium tetani
 Corynebacterium diphteriae
 Dysentery bacilli
 Eberthella typhosa
 Escherichia coli
 Klebsiella terrifani
 Legionella pneumophila
 Micrococcus candidus
 Micrococcus sphaeroides
 Mycobacterium tuberculosis
 Neisseria catarrhalis
 Phytomonas tumefaciens
 Pseudomonas aeruginosa
 Pseudomonas fluorescens
 Proteus vulgaris
 Salmonella enteritidis
 Salmonella paratyphi
 Salmonella typhimurium
 Sarcina lutea
 Seratia marcescens
 Shigella paradysenteriae
 Shigella sonnei
 Spirillum rubrum

Staphylococcus albus
 Staphylococcus aureus
 Streptococcus faecalis
 Streptococcus hemoluticus
 Streptococcus lactus
 Streptococcus viridans
 Sentertidis
 Vibrio cholerae (V.comma)
 Yersinia enterocolitica

Yeasts

Bakers' yeast
 Brewers' yeast
 Common yeast cake
 Saccharomyces cerevisiae
 Saccharomyces ellipsoideus
 Saccharomyces sp.

Mould Spores

Aspergillus flavus
 Aspergillus glaucus
 Aspergillus niger
 Mucor racemosus A
 Mucor racemosus B
 Oospora lactis
 Penicillium digitatum
 Penicillium expansum
 Penicillium roqueforti
 Rhizopus nigricans

Viruses

Hepatitis A
 Influenza virus
 MS-2 Coliphase
 Polio virus
 Rotavirus

Note: This UV-C product is not approved and/or certified as a medical device.



1 Open the door



2 If your devices are less than 7.25" wide, place them directly onto the shelves.



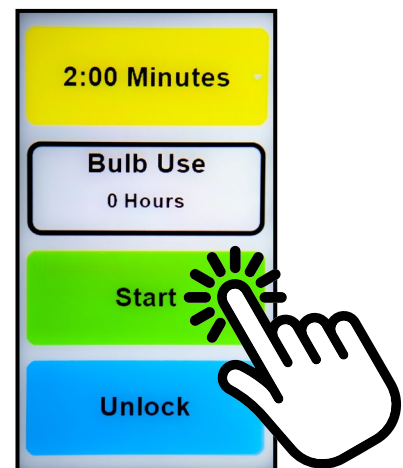
3 If your devices are more than 7.25" wide, remove the thumbscrews from the left/right sides and pull the center shelf out.



4 Place devices so that all surfaces are completely exposed.



5 If needed, place less items inside to avoid crowding.




6 Begin Disinfection process

CAUTION: UV Lamps contain mercury - manage in accordance with your local disposal laws. A lamp breaking is extremely unlikely to have any impact on your health. If a lamp breaks, ventilate the room for 30 minutes and remove the parts, preferably with gloves. Put them in a sealed plastic bag and take it to your local waste facilities for recycling. Do not use a vacuum cleaner.


For maximum efficiency, change bulbs when one no longer works or more than 6,000 hours.



- 1 With your unit unplugged from an electrical outlet, open the door.



- 2 Remove the thumbscrews from the left side and pull the upper, middle & lower shelves out.



- 3 Wearing cotton gloves, rotate the old bulb counter clockwise to release it from the lamp socket. Install new bulb by placing into lamp socket and rotating clockwise until you hear a click.





- 4 Plug the unit back into an electrical outlet and reset the Bulb Use Hours counter by pressing "Bulb Use" for 6 seconds. Then, enter "0 - 3 - 1 - 4" when prompted.

If one or more bulbs is not working, follow these steps before replacing:




- 1 With your unit unplugged from an electrical outlet, open the door.

- 2 Remove the thumbscrews from the left side and pull the upper, middle & lower shelves out.



- 3 Locate the series of bulbs next to the non-functioning bulb, then ensure all power cords are fully inserted in place.

- 4 If more than one bulb is non-functioning, open the Removable Service Panel and ensure the white power cords are completely plugged in.



- 5 Wearing cotton gloves, rotate the bulb to ensure it is seated correctly (clicks in place).

- 6 Plug the unit back into an electrical outlet and verify the bulb is functioning.

Limited Warranty

1. The terms below shall have the following definitions for purposes of this Warranty:

"Client" means the original party purchasing the Products from Anywhere Cart or from an authorized dealer to sell Anywhere Cart branded products.

"Components" mean the mechanical components of a Product including the Hinges.

"Electronics" mean the power supply, sensors and module. Cords and Bulbs are not warrantied.

"Frame" means the main frame or chassis of a Product.

"Products" means any goods and any related services to be supplied by Anywhere Cart to the Client pursuant to the Acceptance of an Order and any other goods or services which Anywhere Cart supplies to the Client from time to time.

Anywhere Cart warrants that the Products to be supplied to Client are free from defects in material and workmanship under normal use and service for which they were intended if, but only if, the Products have been properly installed and operated. Anywhere Cart's obligation under this Warranty is limited to only supplying replacement part(s) for any part(s) which are returned and found to be defective, provided that such part(s) are returned to Anywhere Cart within the following Warranty Period:

a. With regard to the Frame, the Warranty Period shall be for the life of the Product to Client.

b. With regard to Components, the Warranty Period shall be for a period of two (2) years from the date of delivery of the Product to Client.

c. With regard to Electronics, the Warranty Period shall be for a period of two (2) years from the date of delivery of the Product to Client.

Except as prohibited or limited by applicable law, Anywhere Cart does not warrant that the Products meet the requirements of any safety code of any country, state, municipality, or other jurisdiction, and Client assumes all risk and liability whatsoever resulting from the use thereof, whether used singly or in combination with other machines or apparatus. This Warranty shall not apply to any of Anywhere Cart's Products, or parts thereof, which have been repaired or altered, without Anywhere Cart's written consent, outside Anywhere Cart's facility or altered in any way so as, in the sole judgment of Anywhere Cart, to adversely affect the stability or reliability of the Products, or if such Products have been subject to misuse, negligence, or accident, or have been operated in a manner not in accordance with Anywhere Cart's printed instructions or have been operated under conditions more severe than, or otherwise exceeding, those set forth in the specifications for such Products.

EXCEPT AS PROHIBITED OR LIMITED BY APPLICABLE LAW, THIS WARRANTY AND THE OBLIGATIONS AND LIABILITIES OF Anywhere Cart ARE EXCLUSIVE AND IN LIEU OF WARRANTIES, GUARANTIES OR LIABILITIES, EXPRESS OR IMPLIED, INCLUDING ANY IMPLIED WARRANTY FOR MERCHANTABILITY, FITNESS FOR A PARTICULAR PURPOSE, ARISING BY LAW OR OTHERWISE OR WHETHER OR NOT OCCASIONED BY Anywhere Cart's NEGLIGENCE AND CLIENT HEREBY WAIVES ALL REMEDIES NOT EXPRESSLY PROVIDED IN THIS WARRANTY. THIS WARRANTY SHALL NOT BE EXTENDED, ALTERED OR VARIED EXCEPT BY A WRITTEN INSTRUMENT SIGNED BY Anywhere Cart AND CLIENT. REGARDLESS OF THE FAILURE OF THE SOLE AND EXCLUSIVE REMEDIES PROVIDED IN THIS WARRANTY, Anywhere Cart WILL NOT BE LIABLE FOR ANY SPECIAL, INCIDENTAL, INDIRECT OR CONSEQUENTIAL DAMAGES WHATSOEVER (INCLUDING, WITHOUT LIMITATION, DAMAGES FOR LOSS OF REVENUE, BUSINESS OR PROFITS, LOSS RESULTING FROM BUSINESS INTERRUPTION, LOSS OF BUSINESS INFORMATION, LOSS RESULTING FROM ANY CLAIM BY ANY THIRD PARTY, ANY LOSS DUE TO DAMAGE TO PROPERTY, AND INJURY TO OR DEATH OF ANY PERSONS RESULTING, DIRECTLY OR INDIRECTLY, FROM THE USE OR LOSS OF THE PRODUCTS OR ANY OTHER PECUNIARY LOSS) OF ANY KIND OR NATURE. Anywhere Cart NEITHER ASSUMES NOR AUTHORIZES ANY PERSON TO ASSUME FOR IT ANY OTHER LIABILITY IN CONNECTION WITH THE SALE OR USE OF THE PRODUCTS, AND THERE ARE NO ORAL AGREEMENTS OR WARRANTIES COLLATERAL TO OR AFFECTING THIS WARRANTY. THE EXCLUSION OF SPECIAL, INCIDENTAL, INDIRECT OR CONSEQUENTIAL DAMAGES IS AN INDEPENDENT AGREEMENT OF Anywhere Cart AND CLIENT APART FROM THE SOLE AND EXCLUSIVE REMEDIES PROVIDED IN THIS WARRANTY.

Client shall notify Anywhere Cart by registered or certified mail, return receipt requested, of a breach of this Warranty within thirty (30) days after discovery thereof, but not later than the expiration of the applicable Warranty Period, otherwise such claims shall be deemed waived.

2. Limitations of Warranty.

Anywhere Cart makes no warranties to any third party. You are responsible for all claims, damages, settlements, expenses, and attorneys' fees with respect to claims made against You as a result of Your use or misuse of the Product. This warranty applies only if the Product is installed, operated, maintained, and used in accordance with Anywhere Cart specifications. Specifically, the warranties do not extend to any failure caused by (i) accident, unusual physical, electrical, or electromagnetic stress, neglect or misuse, (ii) fluctuations in electrical power beyond Anywhere Cart specifications, (iii) use of the Product with any accessories or options not furnished by Anywhere Cart or its authorized agents, or (iv) installation, alteration, or repair of the Product by anyone other than Anywhere Cart or its authorized agents.

3. Disclaimer of Warranty.

Except As Expressly Provided Otherwise Herein And To The Maximum Extent Permitted By Applicable Law, Anywhere Cart Disclaims All Other Warranties With Respect To The Product, Whether Express, Implied, Statutory Or Otherwise, Including Without Limitation, Satisfactory Quality, Course Of Dealing, Trade Usage Or Practice Or The Implied Warranties Of Merchantability, Fitness For A Particular Purpose Or Noninfringement Of Third Party Rights.

4. Limitation of Liability.

In no event shall Anywhere Cart be liable for indirect, incidental, special, exemplary, punitive, or consequential damages of any nature including, but not limited to, loss of profits, data, revenue, production, or use, business interruption, or procurement of substitute goods or services arising out of or in connection with this limited warranty, or the use or performance of any product, whether based on contract or tort, including negligence, or any other legal theory, even if Anywhere Cart has advised of the possibility of such damages. Anywhere Cart's total, aggregate liability for damages of any nature, regardless of form of action, shall in no event exceed the amount paid by you to Anywhere Cart for the specific product upon which liability is based.

5. Governing Law and Your Rights.

This warranty gives You specific legal rights; You may also have other rights granted under state law. These rights vary from state to state.

6. Warranty Period for Anywhere Cart Product Purchased:

AC-CLEAN	Lifetime Frame, 2 Years Components, 2 Year Electronics
----------	--